

PRO



Portable Air Pollution Monitor

GET TO KNOW YOUR ATMOTUBE PRO

Atmotube PRO was created to raise awareness about both indoor and outdoor air quality, so you can make the right choices every day and live a healthier life.

RGB LED

Multicolor LED indicates the current status of Atmotube PRO.



CARABINER MOUNT

Elegant and functional solution for a carabiner clip.



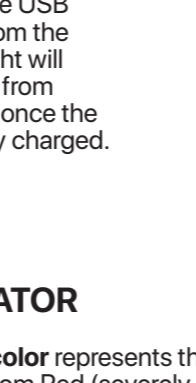
AIRFLOW MESH

Air is sampled through holes on the device exterior.



BUTTON


Push the button to see the current Air Quality Score indicated by the color of the LED light on the device.



SETTING UP

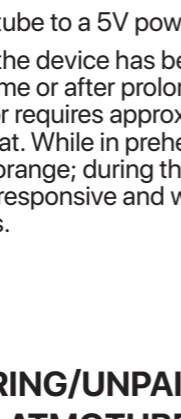
Charge your device

Make sure your device is fully charged. To charge Atmotube, connect it to a power supply for at least 2 hours using the USB Type-C cable from the box. The LED light will change its color from orange to green once the Atmotube is fully charged.



AQS INDICATOR

The LED light color represents the current Air Quality Score, from Red (severely polluted) to Blue (clean). When you press the button, the LED lights up to show the current AQS level.



- GOOD
- MODERATE
- POLLUTED
- VERY POLLUTED
- SEVERELY POLLUTED

FIRST POWER ON

You can turn the Atmotube on by connecting Atmotube to a 5V power source via a USB cable. After the device has been switched on for the first time or after prolonged inactivity, the VOC sensor requires approximately three minutes to preheat. While in preheating mode, the LED will blink orange; during this period, the device will be unresponsive and will not take any measurements.

PAIRING/UNPAIRING THE ATMOTUBE

Please, follow in-app instructions to pair the Atmotube with your smartphone.

MEASUREMENTS

Atmotube starts measuring air quality immediately after the switch, but the measurements become more accurate after the first 12 hours of use after proper calibration.

Atmotube PRO takes readings every few seconds while ON. In order to extend your Atmotube's battery life you can select one of the few interval modes for PM sensor readings in Settings → Mode.

Apart from the selected intervals for PM sensor readings, pressing the button on Atmotube or opening your mobile app will automatically start the PM sensor measurements.

AUTOMATIC RE-CALIBRATION

Atmotube PRO automatically re-calibrates itself, ensuring measurement accuracy over time.

ATMOTUBE PRO AT A GLANCE

- **Real-time detection:**
 - PM1/PM2.5/PM10 particles
 - Volatile Organic Compounds
 - Atmospheric Pressure
 - Temperature and relative humidity
- **2000 mAh Li-ion**
- **Bluetooth 5.0 LE**
- **USB Type-C**

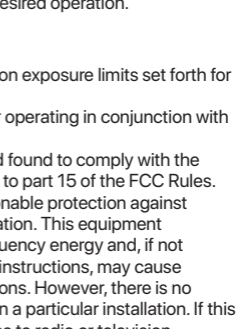
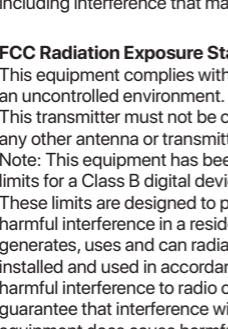
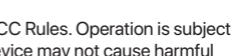
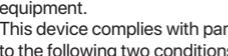
DIMENSIONS: **86 X 50 X 22 MM** (3.4 X 2 X 0.9 INCHES) WEIGHT: **104 GRAMS** (3.66 OZ)

INSTALL THE ATMOTUBE APP



It's free on the **App Store** and **Google Play** store.

atmotube.com/app



It supports devices running iOS 9.3+ and Android 4.3+ with Bluetooth LE support.

REGULATORY INFO

Any Changes or modifications not expressly approved by the party responsible for compliance could void the user's authority to operate the equipment. This device complies with part 15 of the FCC Rules. Operation is subject to the following two conditions: (1) This device may not cause harmful interference, and (2) this device must accept any interference received, including interference that may cause undesired operation.

FCC Radiation Exposure Statement:

This equipment complies with FCC radiation exposure limits set forth for an uncontrolled environment. This transmitter must not be co-located or operating in conjunction with any other antenna or transmitter.

Note: This equipment has been tested and found to comply with the limits for a Class B digital device, pursuant to part 15 of the FCC Rules. These limits are designed to provide reasonable protection against harmful interference in a residential installation. This equipment generates, uses and can radiate radio frequency energy and, if not installed and used in accordance with the instructions, may cause harmful interference to radio communications. However, there is no guarantee that interference will not occur in a particular installation. If this equipment does cause harmful interference to radio or television reception, which can be determined by turning the equipment off and on, the user is encouraged to try to correct the interference by one or more of the following measures:

- Reorient or relocate the receiving antenna.
- Increase the separation between the equipment and receiver.
- Connect the equipment into an outlet on a circuit different from that to which the receiver is connected.

USAGE AND STORAGE REGULATIONS

- Product can be used at a temperatures between -5°C and 45°C (23°F and 113°F). Avoid any extreme temperature changes. Recommended conditions for accurate readings are: 0°C to 30°C at less than 85% RH.
- Product can be stored at temperatures between -40°C and 85°C (-40°F and 185°F) and less than 85% humidity.
- Avoid any prolonged exposure to chemical products and dust – they may damage the Atmotube sensors. In particular avoid exposure to:
 - Silicone vapours from sources such as silicone adhesives, silica gel, silicone rubber, silicone sealant, silicone gel, HMDS, oils including hair gels and oils.
 - Corrosive gases and vapours such as chlorine, hydrochloric acid, sulphur oxides for example some flux vapours
 - Acids, solvents and other liquids, including water, especially where the water contains ionic contamination such as salts
 - Particulates and dust
- Avoid any kind of shocks, be they physical, thermal or otherwise. They may damage internal and external components of your Atmotube
- Atmotube is not a water-resistant device; keep the Atmotube away from water or any moisture
- Keep your Atmotube and its accessories out of reach from children, as it contains small parts and may present a choking hazard.

WARRANTY

Atmotube Limited Warranty — the Limited Warranty extends only to the first consumer purchase of the product and is not transferable.

The warranty covers:

With the subject to the exclusions contained below, company warrants the Atmotube and in-box accessories, accompanying the Product against defects in workmanship and material, under the normal consumer use.

The warranty does not extend to:

- Natural wear/tear (scratches, alteration of the color and/or the materials of the Atmotube, peeling of the Atmotube color plating)
- Any damage to the Device/its parts resulting from accident, misuse, liquid contact, fire, earthquake or any other external caused, abnormal or abusive use, negligence or lack of care, or accidental damage (such as dents).
- Indirect damages of any kind.

COMPATIBLE DEVICES

iPhone 4S with iOS 9.3 or higher.
iPod Touch 5th Generation
iPad 3rd Generation with iOS 9.3 and higher.
Android OS 4.3 and higher with Bluetooth 4.0 low energy (BLE) support.

RF INFORMATION

TX Frequency:
Bluetooth: 2402-2480 MHz
RX Frequency:
Bluetooth: 2402-2480 MHz
Maximum Output Power:
Bluetooth: +4 dBm

SAFETY INSTRUCTIONS

By using Atmotube PRO you agree to the **Services Terms and Conditions** available at

Atmotube PRO is not a medical device. It is not a professional air quality monitoring device; it provides estimates intended for personal use and informational purposes only. The Atmotube PRO is a subject to certain limitations and must be used in accordance with specifications and quick start guide. Users should review the information contained in quick start guide and available at atmotube.com, to learn more.

All the screenshots/drawings in this quick start guide are provided for explanatory purposes only. Device manufacturer has a right to update application UI/device functionality without any prior notice.

IMPORTANT! Do not try to modify or repair the Atmotube PRO. All procedures, related to Service and Maintenance should be performed by professional technicians.